

GLOBALITE



For a Brighter Future

PRODUCT CATALOGUE

LED LIGHTING SOLUTION

ABOUT US

GLOBALITE LED offers endless possibilities to save energy whilst enjoying high quality lighting through numerous applications. Offering the latest innovation in lighting, GLOBALITE always exceeds customers' expectations.



**Reduce
maintenance cost**



**Lower your energy
cost by up to 80%**



**Broadly compatible
with existing
transformers.**



**Specialized
LED service**



**Global Quality
Assurance**



A PRODUCT OF ITIC

8 YEARS OF EXCELLENCE

"We select only high quality products to represent, as we believe that by selecting great products, our customers will have greater lives."

ITIC CO., LTD.

is an International Trading and Integrated Communications company, specialized in trading and marketing high quality goods. We develop breakthrough products, create and license intellectual property, and provide marketing assistance and business consulting in various issues, for clients' worldwide.

OUR MISSION

- To provide the best service possible for our clients and work hand in hand towards greater success.
- To improve the quality of people's lives with our carefully selected brands.
- To conduct all operations with integrity and respect towards our clients and the environment.

PRODUCT OF THAILAND / KNOW HOW R.O.C. TAIWAN



CONTENT



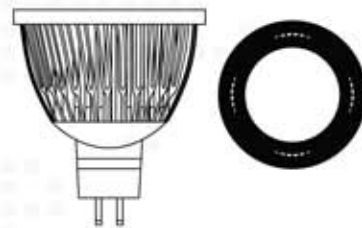
2

BULB LIGHT



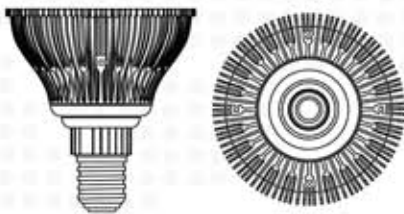
4

CANDLE LIGHT



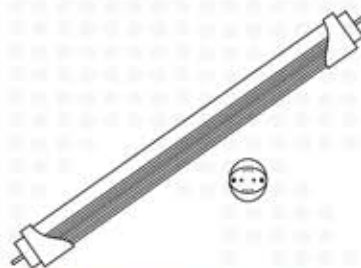
5

SPOTLIGHT



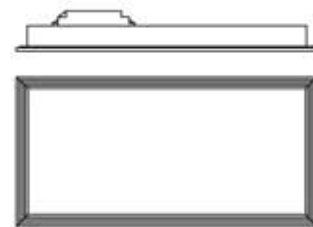
8

PAR LIGHT



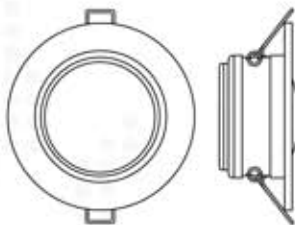
9

TUBE LIGHT



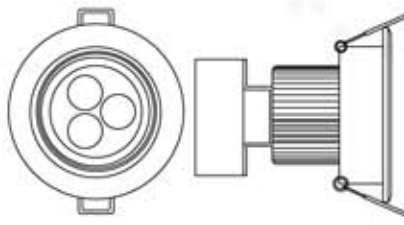
12

PANEL LIGHT



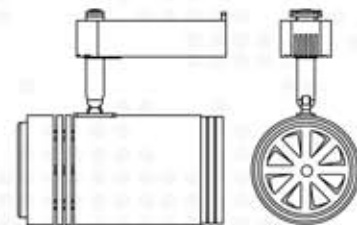
14

DOWNLIGHT



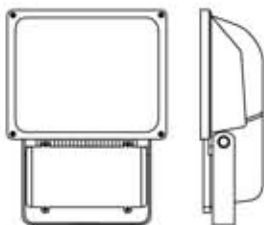
20

HIGH-POWER



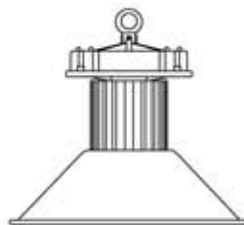
24

TRACK LIGHT



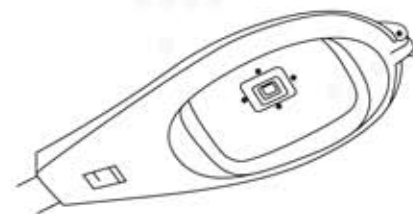
26

FLOODLIGHT



29

HIGH BAY



32

STREET LIGHT



BULB LIGHT



GLB001

Power 6WATTS (Equivalent 40W Incandescent)

Input Voltage AC100-240 V

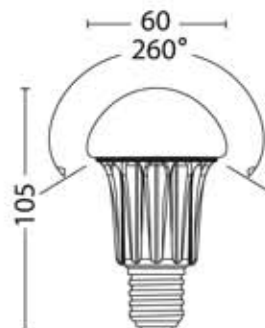
Lumens 510LM - 570LM (± 20 LM)

LED Chip Epistar / 5 pcs

Color Temp.

2600-3300K Warm White	3800-4500K Natural White	5000-7000K Cool White
--------------------------	-----------------------------	--------------------------

Body Color 



BULB LIGHT

GLB002

Power 6WATTS (Equivalent 40W Incandescent)

Input Voltage AC100-240 V

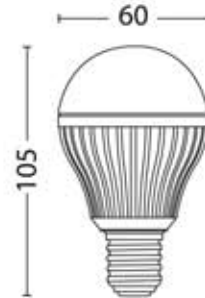
Lumens 510LM - 570LM (±20LM)

LED Chip Epistar / 5 pcs

Color Temp.

2600-3300K Warm White	3800-4500K Natural White	5000-7500K Cool White
--------------------------	-----------------------------	--------------------------

Body Color



GLB003

Power 9WATTS (Equivalent 60W Incandescent)

Input Voltage AC100-240 V


Lumens 650LM - 720LM (±20LM)

LED Chip Epistar / 7 pcs

Color Temp.

2600-3300K Warm White	3800-4500K Natural White	5000-7000K Cool White
--------------------------	-----------------------------	--------------------------

Body Color



GLB004

Power 11WATTS (Equivalent 60W Incandescent)

Input Voltage AC100-240 V

Lumens 880LM - 935LM (±20LM)

LED Chip Epistar / 18 pcs

Color Temp.

2600-3300K Warm White	3800-4500K Natural White	5000-7000K Cool White
--------------------------	-----------------------------	--------------------------

Body Color



GLB005

Power 14WATTS (Equivalent 100W Incandescent)

Input Voltage AC100-240 V


Lumens 1120LM - 1190LM (±20LM)

LED Chip Epistar / 24 pcs

Color Temp.

2600-3300K Warm White	3800-4500K Natural White	5000-7000K Cool White
--------------------------	-----------------------------	--------------------------

Body Color



CANDLE LIGHT



GLL001

Power 3WATTS (Equivalent 35W Incandescent)

Input Voltage AC100-240 V

Lumens 195LM - 225LM (±20LM)

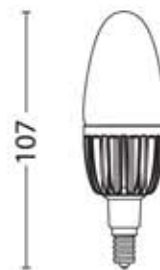
LED Chip Epistar / 1 pcs

Color Temp.

2800-3100K Warm White	4000-4300K Natural White	5300-6000K Cool White
--------------------------	-----------------------------	--------------------------

Body Color 

← 35 →



GLL002

Power 3.5WATTS (Equivalent 35W Incandescent)

Input Voltage AC100-240 V

Lumens 240LM - 280LM (±20LM)

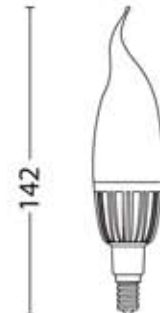
LED Chip Epistar / 1 pcs

Color Temp.

2600-3300K Warm White	3800-4500K Natural White	5000-7500K Cool White
--------------------------	-----------------------------	--------------------------

Body Color 

← 35 →



SPOTLIGHT



GLS001

Power 4WATTS (Equivalent 35W Halogen)

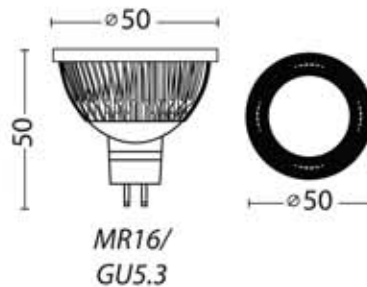
Input Voltage AC100-240 V or AC/DC 12V

Lumens 260LM - 320LM (±20LM)

LED Chip Epistar / 3 pcs

Color Temp. 2600-3300K
Warm White 3800-4500K
Natural White 5000-7000K
Cool White

Body Color 



GLS002

Power 4WATTS (Equivalent 35W Halogen)

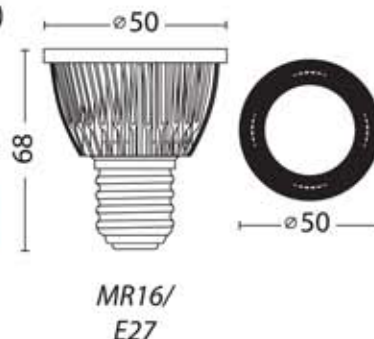
Input Voltage AC100-240 V or AC/DC 12V

Lumens 310LM - 380LM (±20LM)

LED Chip Epistar / 3 pcs

Color Temp. 2600-3300K
Warm White 3800-4500K
Natural White 5000-7000K
Cool White

Body Color 



SPOTLIGHT

GLS003

Power 4WATTS (Equivalent 35W Halogen)

Input Voltage AC100-240 V or AC/DC 12V

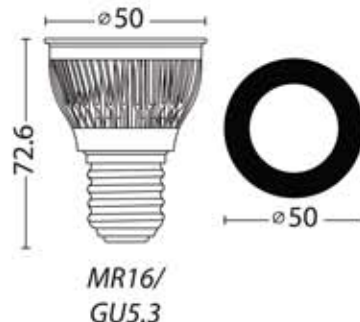
Lumens 240LM - 270LM (±20LM)

LED Chip Epistar / 1 pcs

Color Temp.

2600-3300K Warm White	3800-4500K Natural White	5000-7000K Cool White
--------------------------	-----------------------------	--------------------------

Body Color



GLS004

Power 5WATTS (Equivalent 50W Halogen)

Input Voltage AC100-240 V or AC/DC 12V

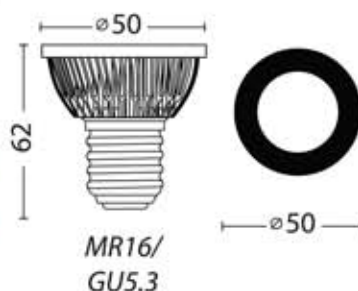
Lumens 310LM - 370LM (±20LM)

LED Chip Epistar / 4 pcs

Color Temp.

2600-3300K Warm White	3800-4500K Natural White	5000-7000K Cool White
--------------------------	-----------------------------	--------------------------

Body Color



GLS005

Power 5WATTS (Equivalent 50W Halogen)

Input Voltage AC100-240 V or AC/DC 12V

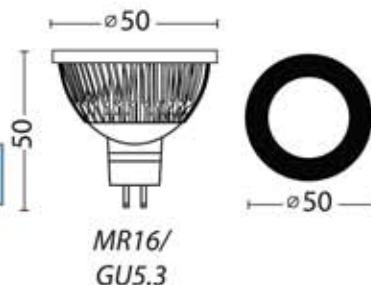
Lumens 310LM - 370LM (±20LM)

LED Chip Epistar / 4 pcs

Color Temp.

2600-3300K Warm White	3800-4500K Natural White	5000-7000K Cool White
--------------------------	-----------------------------	--------------------------

Body Color



GLS006

Power 5WATTS (Equivalent 50W Halogen)

Input Voltage AC100-240 V or AC/DC 12V

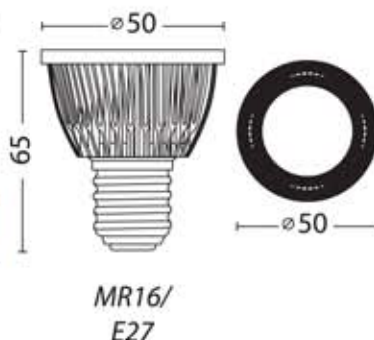
Lumens 310LM - 380LM (±20LM)

LED Chip Epistar / 4 pcs

Color Temp.

2600-3300K Warm White	3800-4500K Natural White	5000-7000K Cool White
--------------------------	-----------------------------	--------------------------

Body Color




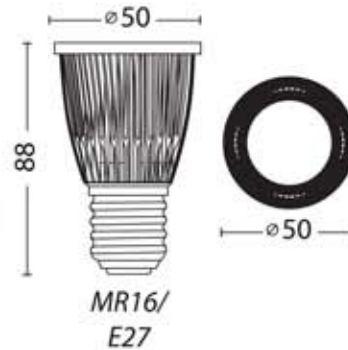
SPOTLIGHT

GLS007

Power 6WATTS (Equivalent 60W Halogen)
Input Voltage AC100-240 V or AC/DC 12V
Lumens 310LM - 380LM (±20LM)
LED Chip Epistar / 3 pcs
Color Temp.

2600-3300K Warm White	3800-4500K Natural White	5000-7000K Cool White
--------------------------	-----------------------------	--------------------------


Body Color 

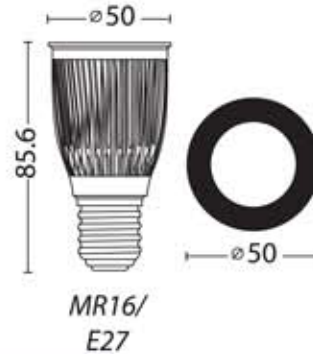


GLS008

Power 6WATTS (Equivalent 60W Halogen)
Input Voltage AC100-240 V or AC/DC 12V
Lumens 350LM - 400LM (±20LM)
LED Chip Epistar / 1 pcs
Color Temp.

2600-3300K Warm White	3800-4500K Natural White	5000-7000K Cool White
--------------------------	-----------------------------	--------------------------


Body Color 

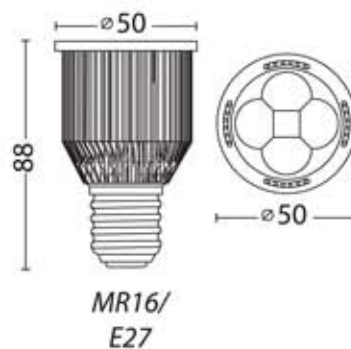


GLS009

Power 8WATTS (Equivalent 75W Halogen)
Input Voltage AC100-240 V or AC/DC 12V
Lumens 420LM - 480LM (±20LM)
LED Chip Epistar / 4 pcs
Color Temp.

2600-3300K Warm White	3800-4500K Natural White	5000-7000K Cool White
--------------------------	-----------------------------	--------------------------


Body Color 

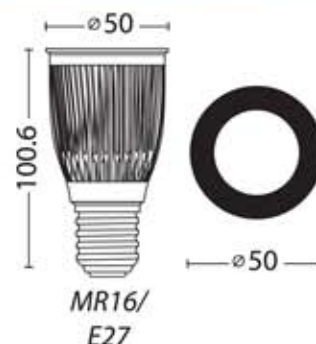


GLS010

Power 8WATTS (Equivalent 75W Halogen)
Input Voltage AC100-240 V or AC/DC 12V
Lumens 470LM - 550LM (±20LM)
LED Chip Epistar / 1 pcs
Color Temp.

2600-3300K Warm White	3800-4500K Natural White	5000-7000K Cool White
--------------------------	-----------------------------	--------------------------

Body Color 



PAR LIGHT



GLP001

Power 9WATTS (Equivalent 35W Halogen)

Input Voltage AC100-240 V

Lumens 630LM - 750LM (± 20 LM)

LED Chip Epistar / 7 pcs

Color Temp.

2600-3300K Warm White	3800-4500K Natural White	5000-6500K Cool White
--------------------------	-----------------------------	--------------------------

Body Color



GLP002

Power 14WATTS (Equivalent 50W Halogen)

Input Voltage AC100-240 V

Lumens 1100LM - 1300LM (± 20 LM)

LED Chip Epistar / 12 pcs

Color Temp.

2600-3300K Warm White	3800-4500K Natural White	5000-6500K Cool White
--------------------------	-----------------------------	--------------------------

Body Color



GLP003

Power 18WATTS (Equivalent 50W Halogen)

Input Voltage AC100-240 V

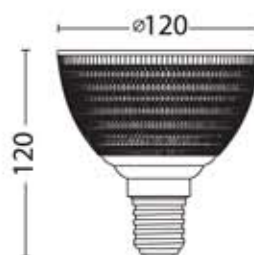
Lumens 1200LM - 1350LM (± 20 LM)

LED Chip Epistar / 12 pcs

Color Temp.

2600-3300K Warm White	3800-4500K Natural White	5000-6500K Cool White
--------------------------	-----------------------------	--------------------------

Body Color



TUBE LIGHT



GLT001

Power 8WATTS (Equivalent 14W Fluorescent)

Input Voltage AC100-240 V 50-60 Hz

Lumens 610LM - 700LM (±30LM)

LED Chip Epistar / 90 pcs

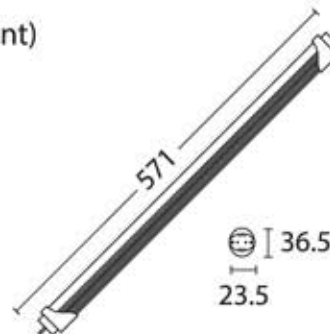
Color Temp.

2600-3300K Warm White	3800-4500K Natural White	5000-7000K Cool White
--------------------------	-----------------------------	--------------------------

Body Color



Clear Frosted / T5



GLT002

Power 8WATTS (Equivalent 14W Fluorescent)

Input Voltage AC100-240 V 50-60 Hz

Lumens 610LM - 700LM (±30LM)

LED Chip Epistar / 90 pcs

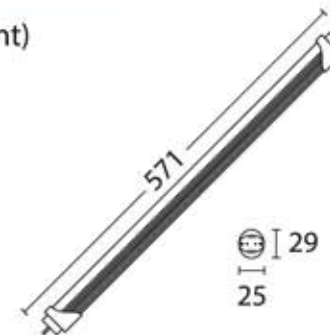
Color Temp.

2600-3300K Warm White	3800-4500K Natural White	5000-7000K Cool White
--------------------------	-----------------------------	--------------------------

Body Color



Frosted / T5



GLT003

Power 9WATTS (Equivalent 20W Fluorescent)

Input Voltage AC100-240 V 50-60 Hz

Lumens 850LM - 925LM (±30LM)

LED Chip Epistar / 120 pcs

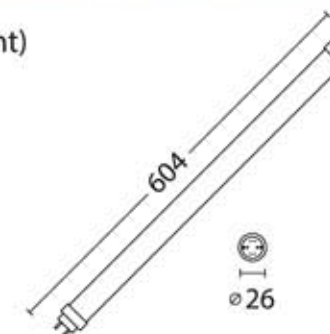
Color Temp.

2600-3300K Warm White	3800-4500K Natural White	5000-7000K Cool White
--------------------------	-----------------------------	--------------------------

Body Color



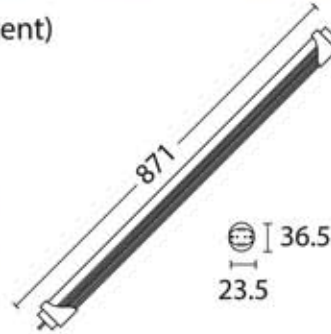
Frosted / T8




TUBE LIGHT

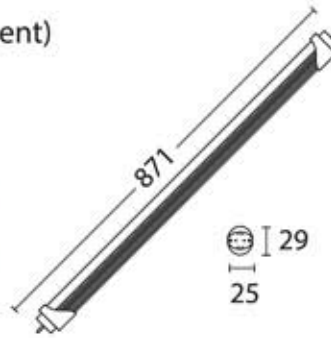
GLT004

- Power** 12WATTS (Equivalent 25W Fluorescent)
- Input Voltage** AC100-240 V 50-60 Hz
- Lumens** 950LM - 1050LM (± 30 LM)
- LED Chip** Epistar / 150 pcs
- Color Temp.**
- | | | |
|--------------------------|-----------------------------|--------------------------|
| 2600-3300K
Warm White | 3800-4500K
Natural White | 5000-7000K
Cool White |
|--------------------------|-----------------------------|--------------------------|
- Body Color**  Clear Frosted / T5




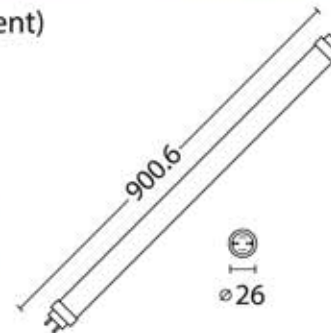
GLT005

- Power** 12WATTS (Equivalent 25W Fluorescent)
- Input Voltage** AC100-240 V 50-60 Hz
- Lumens** 1050LM - 1100LM (± 30 LM)
- LED Chip** Epistar / 150 pcs
- Color Temp.**
- | | | |
|--------------------------|-----------------------------|--------------------------|
| 2600-3300K
Warm White | 3800-4500K
Natural White | 5000-7000K
Cool White |
|--------------------------|-----------------------------|--------------------------|
- Body Color**  Frosted / T5




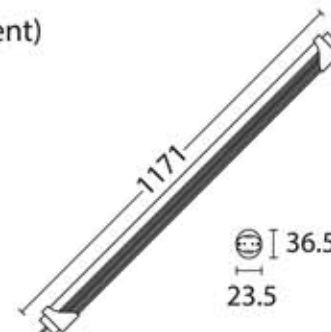
GLT006

- Power** 12WATTS (Equivalent 28W Fluorescent)
- Input Voltage** AC100-240 V 50-60 Hz
- Lumens** 1080LM - 1150LM (± 30 LM)
- LED Chip** Epistar / 150 pcs
- Color Temp.**
- | | | |
|--------------------------|-----------------------------|--------------------------|
| 2600-3300K
Warm White | 3800-4500K
Natural White | 5000-7000K
Cool White |
|--------------------------|-----------------------------|--------------------------|
- Body Color**  Frosted / T8



GLT007

- Power** 14WATTS (Equivalent 28W Fluorescent)
- Input Voltage** AC100-240 V 50-60 Hz
- Lumens** 1150LM - 1300LM (± 30 LM)
- LED Chip** Epistar / 180 pcs
- Color Temp.**
- | | | |
|--------------------------|-----------------------------|--------------------------|
| 2600-3300K
Warm White | 3800-4500K
Natural White | 5000-7000K
Cool White |
|--------------------------|-----------------------------|--------------------------|
- Body Color**  Clear Frosted / T5




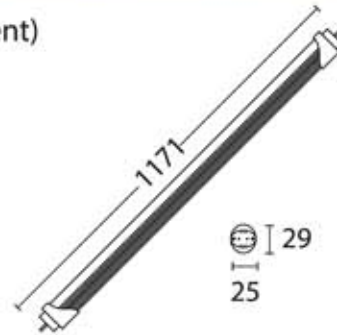
TUBE LIGHT

GLT008

Power 14WATTS (Equivalent 28W Fluorescent)
Input Voltage AC100-240 V 50-60 Hz
Lumens 1150LM - 1300LM (±30LM)
LED Chip Epistar / 180 pcs
Color Temp.

2600-3300K Warm White	3800-4500K Natural White	5000-7000K Cool White
--------------------------	-----------------------------	--------------------------


Body Color  Frosted / T5

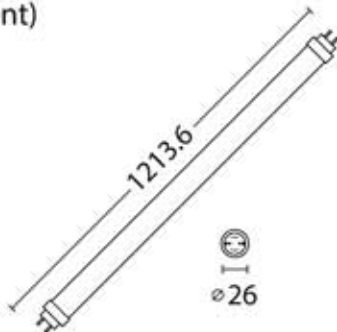


GLT009

Power 18WATTS (Equivalent 36W Fluorescent)
Input Voltage AC100-240 V 50-60 Hz
Lumens 1700LM - 1850LM (±30LM)
LED Chip Epistar / 192 pcs
Color Temp.

2600-3300K Warm White	3800-4500K Natural White	5000-7000K Cool White
--------------------------	-----------------------------	--------------------------


Body Color  Frosted / T8

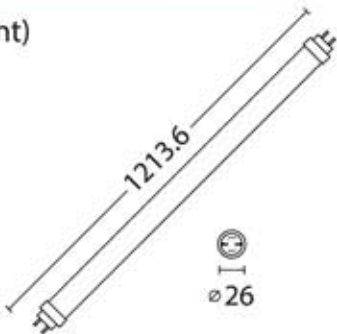


GLT010

Power 22WATTS (Equivalent 45W Fluorescent)
Input Voltage AC100-240 V 50-60 Hz
Lumens 1800LM - 2050LM (±30LM)
LED Chip Epistar / 288 pcs
Color Temp.

2600-3300K Warm White	3800-4500K Natural White	5000-7000K Cool White
--------------------------	-----------------------------	--------------------------


Body Color  Frosted / T8

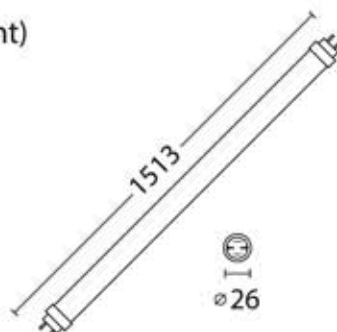


GLT011

Power 26WATTS (Equivalent 50W Fluorescent)
Input Voltage AC100-240 V 50-60 Hz
Lumens 1900LM - 2150LM (±30LM)
LED Chip Epistar / 240 pcs
Color Temp.

2600-3300K Warm White	3800-4500K Natural White	5000-7000K Cool White
--------------------------	-----------------------------	--------------------------

Body Color  Frosted / T8



PANEL LIGHT



GLN001

Power 18WATTS (Equivalent 40W Fluorescent)

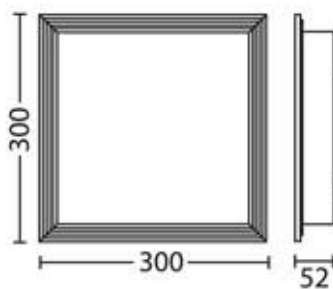
Input Voltage AC100-240 V 50-60Hz

Lumens 1440LM - 1530LM (± 100 LM)

LED Chip Edison / 240 pcs

Color Temp. 2800-3000K Warm White 4000-4200K Natural White 5500-6000K Cool White

Body Color



GLN002

Power 32WATTS (Equivalent 85W Fluorescent)

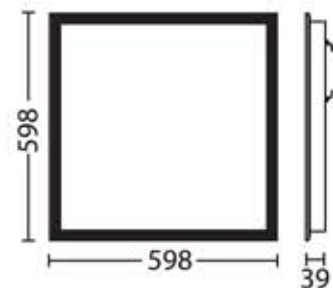
Input Voltage AC100-240 V 50-60 Hz

Lumens 2880LM - 3050LM (± 100 LM)

LED Chip Edison / 480 pcs

Color Temp. 2800-3000K Warm White 4000-4200K Natural White 5500-6000K Cool White

Body Color



GLN003

Power 35WATTS (Equivalent 80W Fluorescent)

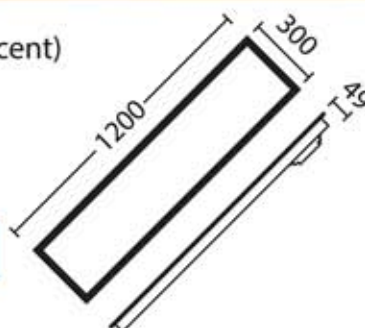
Input Voltage AC100-240 V 50-60 Hz

Lumens 2880LM - 3050LM (± 100 LM)

LED Chip Edison / 480 pcs

Color Temp. 2800-3000K Warm White 4000-4200K Natural White 5500-6000K Cool White

Body Color



PANEL LIGHT

GLN004

Power 35WATTS (Equivalent 80W Fluorescent)

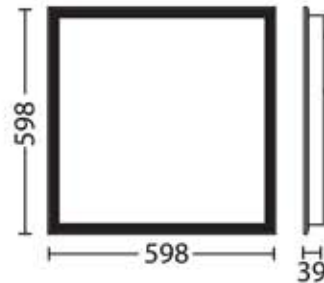
Input Voltage AC100-240 V 50-60 Hz

Lumens 2880LM - 3050LM (±100LM)

LED Chip Edison / 480 pcs

Color Temp. 2800-3000K
Warm White 4000-4200K
Natural White 5500-6000K
Cool White

Body Color 



GLN005

Power 48WATTS (Equivalent 90W Fluorescent)

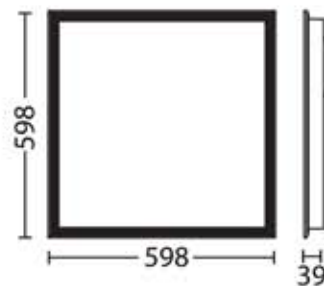
Input Voltage AC100-240 V 50-60 Hz

Lumens 3840LM - 4080LM (±100LM)

LED Chip Edison / 672 pcs

Color Temp. 2800-3000K
Warm White 4000-4200K
Natural White 5500-6000K
Cool White

Body Color 



GLN006

Power 48WATTS (Equivalent 90W Fluorescent)

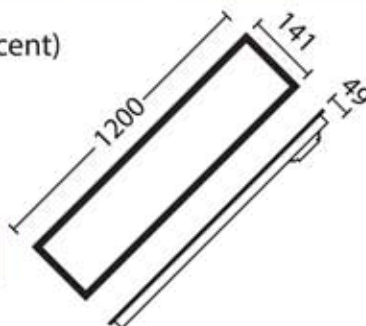
Input Voltage AC100-240 V 50-60 Hz

Lumens 3840LM - 4080LM (±100LM)

LED Chip Edison / 640 pcs

Color Temp. 2800-3000K
Warm White 4000-4200K
Natural White 5500-6000K
Cool White

Body Color 



GLN007

Power 48WATTS (Equivalent 90W Fluorescent)

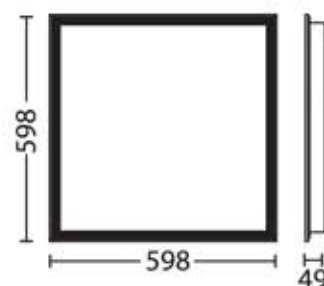
Input Voltage AC100-240 V 50-60 Hz

Lumens 3840LM - 4080LM (±100LM)

LED Chip Edison / 672 pcs

Color Temp. 2800-3000K
Warm White 4000-4200K
Natural White 5500-6000K
Cool White

Body Color 



DOWNLIGHT



GLD001

Power 4WATTS (Equivalent 30W Incandescent)

Input Voltage AC100-240 V

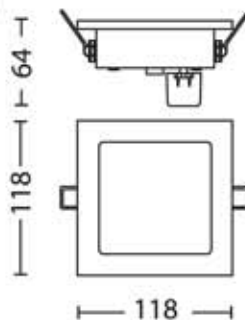
Lumens 260LM - 300LM (±20LM)

LED Chip Epistar / 48 pcs

Color Temp.

2600-3300K Warm White	3800-4500K Natural White	5000-7000K Cool White
--------------------------	-----------------------------	--------------------------

Body Color



DOWNLIGHT

GLD002

Power 6WATTS (Equivalent 40W Incandescent)

Input Voltage AC100-240 V

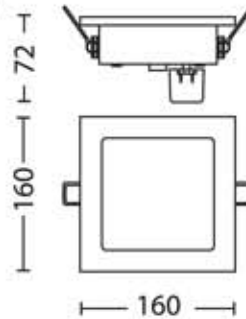
Lumens 450LM - 510LM (± 20 LM)

LED Chip Epistar / 80 pcs

Color Temp.

2600-3300K Warm White	3800-4500K Natural White	5000-7000K Cool White
--------------------------	-----------------------------	--------------------------

Body Color



GLD003

Power 6WATTS (Equivalent 40W Incandescent)

Input Voltage AC100-240 V

Lumens 320LM - 390LM (± 20 LM)

LED Chip Epistar / 10 pcs

Color Temp.

2600-3300K Warm White	3800-4500K Natural White	5000-7000K Cool White
--------------------------	-----------------------------	--------------------------

Body Color



GLD004

Power 6WATTS (Equivalent 40W Incandescent)

Input Voltage AC100-240 V

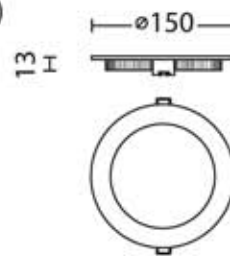
Lumens 360LM - 400LM (± 20 LM)

LED Chip Epistar / 84 pcs

Color Temp.

2600-3300K Warm White	3800-4500K Natural White	5000-7000K Cool White
--------------------------	-----------------------------	--------------------------

Body Color



GLD005

Power 6WATTS (Equivalent 40W Incandescent)

Input Voltage AC100-240 V

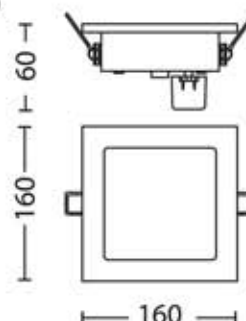
Lumens 420LM - 520LM (± 20 LM)

LED Chip Epistar / 80 pcs

Color Temp.

2600-3300K Warm White	3800-4500K Natural White	5000-7000K Cool White
--------------------------	-----------------------------	--------------------------

Body Color



DOWNLIGHT

GLD006

Power 9WATTS (Equivalent 60W Incandescent)

Input Voltage AC100-240 V

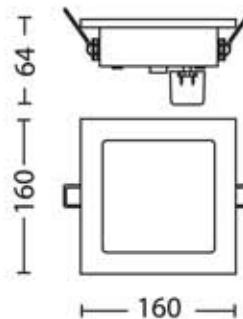
Lumens 710LM - 820LM (± 20 LM)

LED Chip Epistar / 120 pcs

Color Temp.

2600-3300K Warm White	3800-4500K Natural White	5000-7000K Cool White
--------------------------	-----------------------------	--------------------------

Body Color



GLD007

Power 9WATTS (Equivalent 60W Incandescent)

Input Voltage AC100-240 V

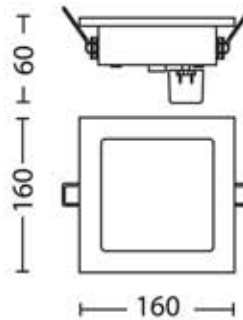
Lumens 660LM - 800LM (± 20 LM)

LED Chip Epistar / 120 pcs

Color Temp.

2600-3300K Warm White	3800-4500K Natural White	5000-7000K Cool White
--------------------------	-----------------------------	--------------------------

Body Color



GLD008

Power 10WATTS (Equivalent 60W Incandescent)

Input Voltage AC100-240 V

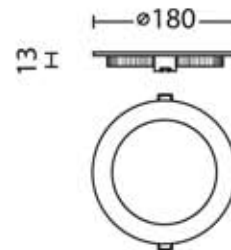
Lumens 480LM - 560LM (± 20 LM)

LED Chip Epistar / 108 pcs

Color Temp.

2600-3300K Warm White	3800-4500K Natural White	5000-7000K Cool White
--------------------------	-----------------------------	--------------------------

Body Color



GLD009

Power 12WATTS (Equivalent 120W Incandescent)

Input Voltage AC100-240 V

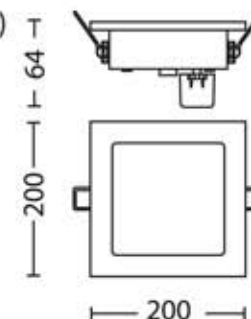
Lumens 900LM - 1200LM (± 20 LM)

LED Chip Epistar / 160 pcs

Color Temp.

2600-3300K Warm White	3800-4500K Natural White	5000-7000K Cool White
--------------------------	-----------------------------	--------------------------

Body Color



DOWNLIGHT

GLD010

Power 12WATTS (Equivalent 120W Incandescent)

Input Voltage AC100-240 V

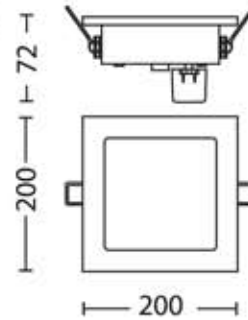
Lumens 940LM - 1050LM (±20LM)

LED Chip Epistar / 160 pcs

Color Temp.

2600-3300K Warm White	3800-4500K Natural White	5000-7000K Cool White
--------------------------	-----------------------------	--------------------------

Body Color



GLD011

Power 14WATTS (Equivalent 120W Incandescent)

Input Voltage AC100-240 V

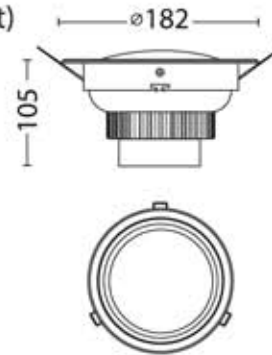
Lumens 920LM - 1050LM (±20LM)

LED Chip Epistar / 24 pcs

Color Temp.

2600-3300K Warm White	3800-4500K Natural White	5000-7000K Cool White
--------------------------	-----------------------------	--------------------------

Body Color



GLD012

Power 15WATTS (Equivalent 100W Incandescent)

Input Voltage AC100-240 V

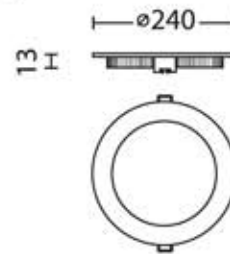
Lumens 840LM - 950LM (±20LM)

LED Chip Epistar / 150 pcs

Color Temp.

2600-3300K Warm White	3800-4500K Natural White	5000-7000K Cool White
--------------------------	-----------------------------	--------------------------

Body Color



GLD013

Power 18WATTS (Equivalent 150W Incandescent)

Input Voltage AC100-240 V

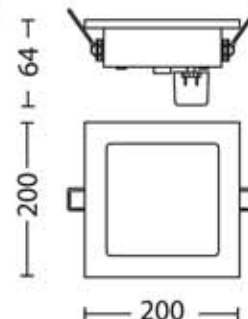
Lumens 1500LM - 1650LM (±20LM)

LED Chip Epistar / 240 pcs

Color Temp.

2600-3300K Warm White	3800-4500K Natural White	5000-7000K Cool White
--------------------------	-----------------------------	--------------------------

Body Color



DOWNLIGHT

GLD014

Power 20WATTS (Equivalent 120W Incandescent)

Input Voltage AC100-240 V

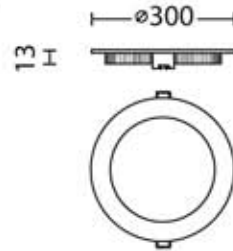
Lumens 1300LM - 1500LM (± 20 LM)

LED Chip Epistar / 180 pcs

Color Temp.

2600-3300K Warm White	3800-4500K Natural White	5000-7000K Cool White
--------------------------	-----------------------------	--------------------------

Body Color



GLD015

Power 26WATTS (Equivalent 180W Incandescent)

Input Voltage AC100-240 V

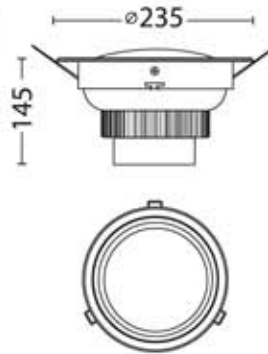
Lumens 2080LM - 2340LM (± 20 LM)

LED Chip Epistar / 24 pcs

Color Temp.

2600-3300K Warm White	3800-4500K Natural White	5000-7000K Cool White
--------------------------	-----------------------------	--------------------------

Body Color



DOWNLIGHT

GLC001

Power 5WATTS (Equivalent 40W Incandescent)

Input Voltage AC100-240 V

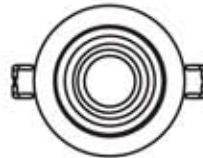
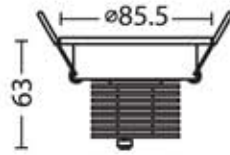
Lumens 350LM - 420LM (±20LM)

LED Chip Epistar / 1 pcs

Color Temp.

2600-3300K Warm White	3800-4500K Natural White	5000-7000K Cool White
--------------------------	-----------------------------	--------------------------

Body Color



GLC002

Power 7WATTS (Equivalent 60W Incandescent)

Input Voltage AC100-240 V

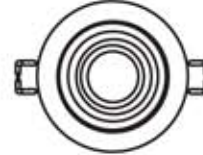
Lumens 490LM - 580LM (±20LM)

LED Chip Epistar / 1 pcs

Color Temp.

2600-3300K Warm White	3800-4500K Natural White	5000-7000K Cool White
--------------------------	-----------------------------	--------------------------

Body Color



GLC003

Power 10WATTS (Equivalent 90W Incandescent)

Input Voltage AC100-240 V

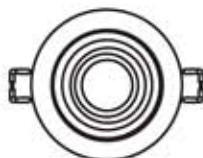
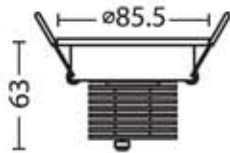
Lumens 750LM - 850LM (±20LM)

LED Chip Epistar / 1 pcs

Color Temp.

2600-3300K Warm White	3800-4500K Natural White	5000-7000K Cool White
--------------------------	-----------------------------	--------------------------

Body Color



HIGH-POWER DOWNLIGHT



GLE001

Power 4WATTS (Equivalent 40W Incandescent)

Input Voltage AC100-240 V


Lumens 250LM - 300LM (±20LM)

LED Chip Epistar / 3 pcs

Color Temp.

2600-3300K Warm White	3800-4500K Natural White	5000-7000K Cool White
--------------------------	-----------------------------	--------------------------

Body Color



GLE002

Power 4WATTS (Equivalent 40W Incandescent)

Input Voltage AC100-240

Lumens 260LM - 310LM (±20LM)

LED Chip Epistar / 3 pcs

Color Temp.

2600-3300K Warm White	3800-4500K Natural White	5000-7000K Cool White
--------------------------	-----------------------------	--------------------------

Body Color




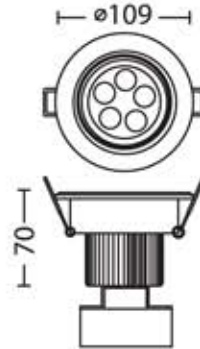
HIGH-POWER DOWNLIGHT

GLE003

Power 7WATTS (Equivalent 60W Incandescent)
Input Voltage AC100-240 V
Lumens 420LM - 500LM (±20LM)
LED Chip Epistar / 5 pcs
Color Temp.

2600-3300K Warm White	3800-4500K Natural White	5000-7000K Cool White
--------------------------	-----------------------------	--------------------------


Body Color 


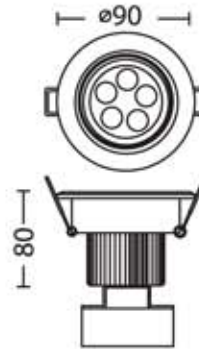


GLE004

Power 7WATTS (Equivalent 60W Incandescent)
Input Voltage AC100-240 V
Lumens 430LM - 550LM (±20LM)
LED Chip Epistar / 5 pcs
Color Temp.

2600-3300K Warm White	3800-4500K Natural White	5000-7000K Cool White
--------------------------	-----------------------------	--------------------------

Body Color 



GLE005

Power 9WATTS (Equivalent 90W incandescent)
Input Voltage AC100-240 V
Lumens 630LM - 700LM (±20LM)
LED Chip Epistar / 7 pcs
Color Temp.

2600-3300K Warm White	3800-4500K Natural White	5000-7000K Cool White
--------------------------	-----------------------------	--------------------------

Body Color 



GLE006

Power 9WATTS (Equivalent 90W Incandescent)
Input Voltage AC100-240 V
Lumens 630LM - 750LM (±20LM)
LED Chip Epistar / 7 pcs
Color Temp.

2600-3300K Warm White	3800-4500K Natural White	5000-7000K Cool White
--------------------------	-----------------------------	--------------------------

Body Color 



HIGH-POWER DOWNLIGHT

GLE007

Power 11WATTS (Equivalent 120W Incandescent)

Input Voltage AC100-240 V

Lumens 800LM - 890LM (± 20 LM)

LED Chip Epistar / 9 pcs

Color Temp.

2600-3300K Warm White	3800-4500K Natural White	5000-7000K Cool White
--------------------------	-----------------------------	--------------------------

Body Color



GLE008

Power 11WATTS (Equivalent 120W Incandescent)

Input Voltage AC100-240 V


Lumens 770LM - 950LM (± 20 LM)

LED Chip Epistar / 9 pcs

Color Temp.

2600-3300K Warm White	3800-4500K Natural White	5000-7000K Cool White
--------------------------	-----------------------------	--------------------------

Body Color



GLE009

Power 14WATTS (Equivalent 120W Incandescent)

Input Voltage AC100-240 V

Lumens 1050LM - 1180LM (± 20 LM)

LED Chip Epistar / 12 pcs

Color Temp.

2600-3300K Warm White	3800-4500K Natural White	5000-7000K Cool White
--------------------------	-----------------------------	--------------------------

Body Color



GLE010

Power 14WATTS (Equivalent 120W Incandescent)

Input Voltage AC100-240

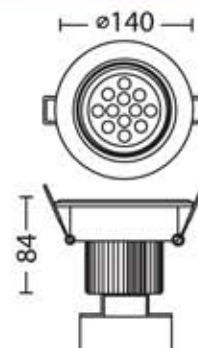
Lumens 1030LM - 1180LM (± 20 LM)

LED Chip Epistar / 12 pcs

Color Temp.

2600-3300K Warm White	3800-4500K Natural White	5000-7000K Cool White
--------------------------	-----------------------------	--------------------------

Body Color



HIGH-POWER DOWNLIGHT

GLE011

Power 17WATTS (Equivalent 150W Incandescent)

Input Voltage AC100-240 V

Lumens 1280LM - 1450LM (± 20 LM)

LED Chip Epistar / 15 pcs

Color Temp.

2600-3300K Warm White	3800-4500K Natural White	5000-7000K Cool White
--------------------------	-----------------------------	--------------------------

Body Color




GLE012

Power 18WATTS (Equivalent 150W Incandescent)

Input Voltage AC100-240 V

Lumens 1300LM - 1450LM (± 20 LM)

LED Chip Epistar / 15 pcs

Color Temp.

2600-3300K Warm White	3800-4500K Natural White	5000-7000K Cool White
--------------------------	-----------------------------	--------------------------

Body Color




GLE013

Power 21WATTS (Equivalent 180W Incandescent)

Input Voltage AC100-240 V

Lumens 1550LM - 1700LM (± 20 LM)

LED Chip Epistar / 18 pcs

Color Temp.

2600-3300K Warm White	3800-4500K Natural White	5000-7000K Cool White
--------------------------	-----------------------------	--------------------------

Body Color




GLE014

Power 21WATTS (Equivalent 180W Incandescent)

Input Voltage AC100-240 V

Lumens 1920LM - 2160LM (± 100 LM)

LED Chip Epistar / 18 pcs

Color Temp.

2600-3300K Warm White	3800-4500K Natural White	5000-7000K Cool White
--------------------------	-----------------------------	--------------------------

Body Color




TRACK LIGHT



TRACK LIGHT

GLK001

Power 7WATTS (Equivalent 50W Halogen)

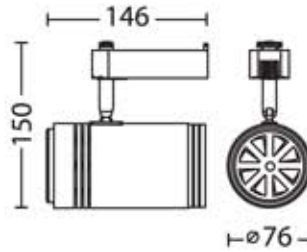
Input Voltage AC100-240 V

Lumens 420LM - 500LM (±20LM)

LED Chip Epistar / 5 pcs

Color Temp. 2600-3300K
Warm White 3800-4500K
Natural White 5000-7000K
Cool White

Body Color 



GLK002

Power 9WATTS (Equivalent 60W Halogen)

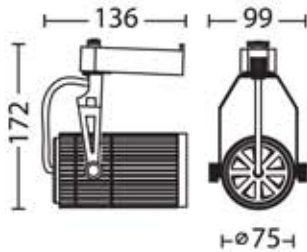
Input Voltage AC100-240 V

Lumens 630LM - 700LM (±20LM)

LED Chip Epistar / 7 pcs

Color Temp. 2600-3300K
Warm White 3800-4500K
Natural White 5000-7000K
Cool White

Body Color 



GLK003

Power 15WATTS (Equivalent 90W Halogen)

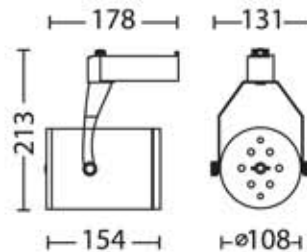
Input Voltage AC100-240

Lumens 1050LM - 1250LM (±20LM)

LED Chip Epistar / 12 pcs

Color Temp. 2600-3300K
Warm White 3800-4500K
Natural White 5000-7000K
Cool White

Body Color 



GLK004

Power 22WATTS (Equivalent 120W Halogen)

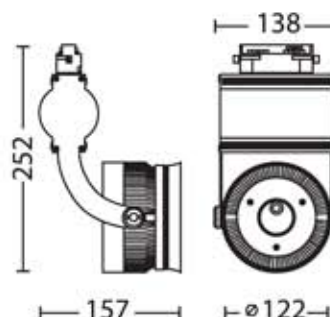
Input Voltage AC100-240

Lumens 1550LM - 1840LM (±20LM)

LED Chip Epistar / 18 pcs

Color Temp. 2600-3300K
Warm White 3800-4500K
Natural White 5000-7000K
Cool White

Body Color 



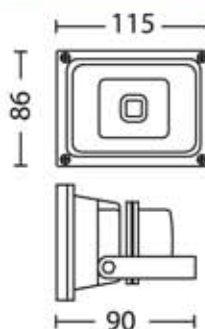
FLOODLIGHT



GLF001

- Power** 12WATTS (Equivalent 35W HID Lamp)
- Input Voltage** AC100-240 V
- Lumens** 960LM - 1080LM (±30LM)
- LED Chip** Epistar / 1 pcs
- Color Temp.**

2600-3300K Warm White	3800-4500K Natural White	5000-7000K Cool White
--------------------------	-----------------------------	--------------------------
- Body Color**




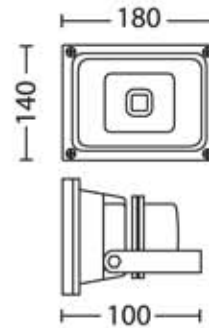
FLOODLIGHT

GLF002

Power 25WATTS (Equivalent 60W HID Lamp)
Input Voltage AC100-240 V
Lumens 2000LM - 2250LM (±50LM)
LED Chip Epistar / 1 pcs
Color Temp.

2600-3300K Warm White	3800-4500K Natural White	5000-7000K Cool White
--------------------------	-----------------------------	--------------------------


Body Color 

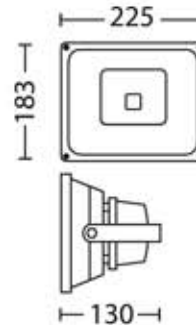


GLF003

Power 35WATTS (Equivalent 90W HID Lamp)
Input Voltage AC100-240 V
Lumens 2800LM - 3150LM (±50LM)
LED Chip Epistar / 1 pcs
Color Temp.

2600-3300K Warm White	3800-4500K Natural White	5000-7000K Cool White
--------------------------	-----------------------------	--------------------------


Body Color 


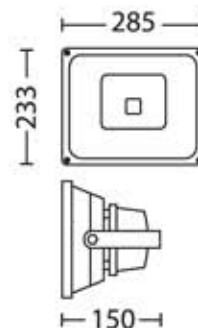


GLF004

Power 55WATTS (Equivalent 150W HID Lamp)
Input Voltage AC100-240 V
Lumens 4400LM - 4950LM (±50LM)
LED Chip Epistar / 1 pcs
Color Temp.

2600-3300K Warm White	3800-4500K Natural White	5000-7000K Cool White
--------------------------	-----------------------------	--------------------------


Body Color 

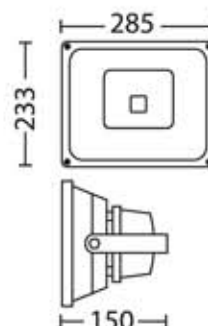


GLF005

Power 70WATTS (Equivalent 200W HID Lamp)
Input Voltage AC100-240 V
Lumens 5600LM - 6300LM (±50LM)
LED Chip Epistar / 1 pcs
Color Temp.

2600-3300K Warm White	3800-4500K Natural White	5000-7000K Cool White
--------------------------	-----------------------------	--------------------------

Body Color 



FLOODLIGHT

GLF006

Power 80WATTS (Equivalent 230W HID Lamp)

Input Voltage AC100-240 V

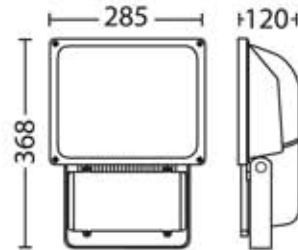
Lumens 6400LM - 7200LM (± 50 LM)

LED Chip Epistar / 1 pcs

Color Temp.

2600-3300K Warm White	3800-4500K Natural White	5000-7000K Cool White
--------------------------	-----------------------------	--------------------------

Body Color



GLF007

Power 90WATTS (Equivalent 260W HID Lamp)

Input Voltage AC100-240 V

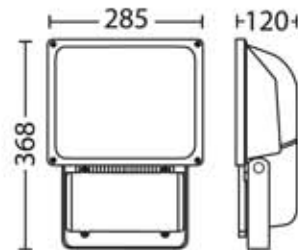
Lumens 7200LM-8100LM (± 50 LM)

LED Chip Epistar / 1 pcs

Color Temp.

2600-3300K Warm White	3800-4500K Natural White	5000-7000K Cool White
--------------------------	-----------------------------	--------------------------

Body Color



GLF008

Power 110WATTS (Equivalent 300W HID Lamp)

Input Voltage AC100-240 V


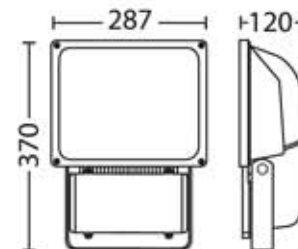
Lumens 8800LM - 9900LM (± 50 LM)

LED Chip Epistar / 1 pcs

Color Temp.

2600-3300K Warm White	3800-4500K Natural White	5000-7000K Cool White
--------------------------	-----------------------------	--------------------------

Body Color



GLF009

Power 135WATTS (Equivalent 350W HID Lamp)

Input Voltage AC100-240 V

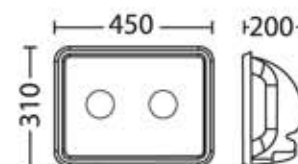
Lumens 10800LM - 12150LM (± 50 LM)

LED Chip Epistar / 2 pcs


Color Temp.

2600-3300K Warm White	3800-4500K Natural White	5000-7000K Cool White
--------------------------	-----------------------------	--------------------------

Body Color



HIGH BAY

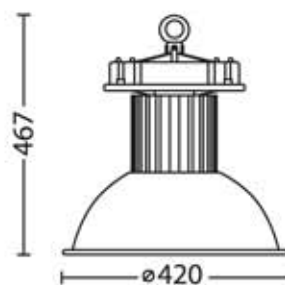


GLH001

- Power** 35WATTS (Equivalent 90W HID Lamp)
- Input Voltage** AC100-240 V
- Lumens** 2800LM - 3150LM (±50LM)
- LED Chip** Epistar / 1 pcs
- Color Temp.**

2600-3300K Warm White	3800-4500K Natural White	5000-7000K Cool White
--------------------------	-----------------------------	--------------------------
- Body Color**

○	◐	●
---	---	---



HIGH BAY

GLH002

Power 58WATTS (Equivalent 150W HID Lamp)

Input Voltage AC100-240 V

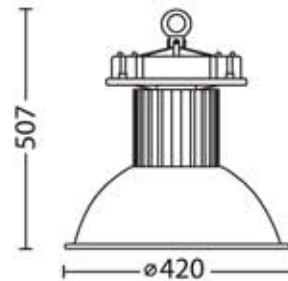
Lumens 4640LM - 5220LM (±50LM)

LED Chip Epistar / 1 pcs

Color Temp.

2600-3300K Warm White	3800-4500K Natural White	5000-7000K Cool White
--------------------------	-----------------------------	--------------------------

Body Color



GLH003

Power 70WATTS (Equivalent 200W HID Lamp)

Input Voltage AC100-240 V

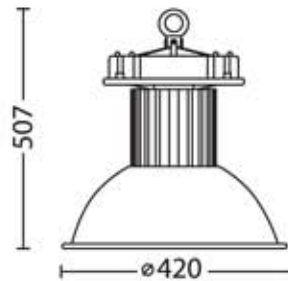
Lumens 5600LM - 6300LM (±50LM)

LED Chip Epistar / 1 pcs

Color Temp.

2600-3300K Warm White	3800-4500K Natural White	5000-7000K Cool White
--------------------------	-----------------------------	--------------------------

Body Color



GLH004

Power 80WATTS (Equivalent 230W HID Lamp)

Input Voltage AC100-240 V

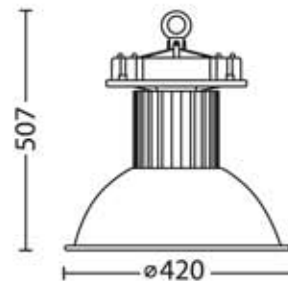
Lumens 6400LM - 7200LM (±50LM)

LED Chip Epistar / 1 pcs

Color Temp.

2600-3300K Warm White	3800-4500K Natural White	5000-7000K Cool White
--------------------------	-----------------------------	--------------------------

Body Color



GLH005

Power 95WATTS (Equivalent 260W HID Lamp)

Input Voltage AC100-240 V

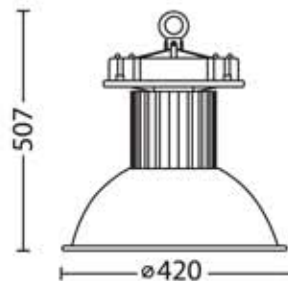
Lumens 7600LM - 8550LM (±50LM)

LED Chip Epistar / 1 pcs

Color Temp.

2600-3300K Warm White	3800-4500K Natural White	5000-7000K Cool White
--------------------------	-----------------------------	--------------------------

Body Color



HIGH BAY

GLH006

Power 115WATTS (Equivalent 300W HID Lamp)

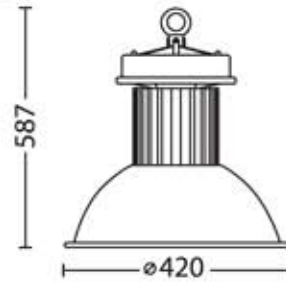
Input Voltage AC100-240 V

Lumens 9200LM - 10350LM (±50LM)

LED Chip Epistar / 1 pcs

Color Temp. 2600-3300K Warm White 3800-4500K Natural White 5000-7000K Cool White

Body Color   



GLH007

Power 135WATTS (Equivalent 350W HID Lamp)

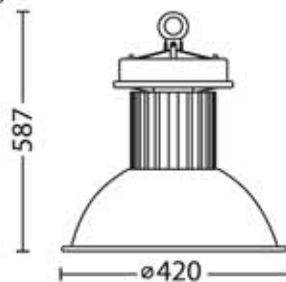
Input Voltage AC100-240 V

Lumens 10800LM - 12150LM (±50LM)

LED Chip Epistar / 1 pcs

Color Temp. 2600-3300K Warm White 3800-4500K Natural White 5000-7000K Cool White

Body Color   



GLH008

Power 170WATTS (Equivalent 440W HID Lamp)

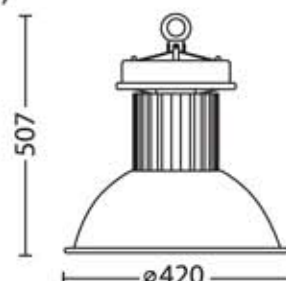
Input Voltage AC100-240 V

Lumens 13600LM - 15300LM (±50LM)

LED Chip Bridgelux / 1 pcs

Color Temp. 2600-3300K Warm White 3800-4500K Natural White 5000-7000K Cool White

Body Color   



GLH009

Power 220WATTS (Equivalent 550W HID Lamp)

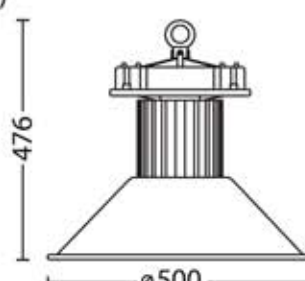
Input Voltage AC100-240 V

Lumens 17600LM - 19800LM (±50LM)

LED Chip Bridgelux / 1 pcs

Color Temp. 2600-3300K Warm White 3800-4500K Natural White 5000-7000K Cool White

Body Color   



STREET LIGHT



GLR001

Power 35WATTS (Eq. 60W HID/HPS)
Input Voltage AC100-240 V
Lumens 2800LM - 3150LM (±50LM)
LED Chip Epistar / 1 pcs COB
Color Temp. 2600-3300K
Warm White 3800-4500K
Natural White 5000-7000K
Cool White

Body Color 



GLR002

Power 58WATTS (Eq. 100W HID/HPS)
Input Voltage AC100-240 V
Lumens 4640LM - 5220LM (±50LM)
LED Chip Epistar / 1 pcs COB
Color Temp. 2600-3300K
Warm White 3800-4500K
Natural White 5000-7000K
Cool White

Body Color 



GLR003

Power 115WATTS (Eq. 200W HID/HPS)
Input Voltage AC100-240 V
Lumens 9200LM - 10350LM (±50LM)
LED Chip Epistar / 2 pcs COB
Color Temp. 2600-3300K
Warm White 3800-4500K
Natural White 5000-7000K
Cool White

Body Color 



GLR004

Power 165WATTS (Eq. 300W HID/HPS)
Input Voltage AC100-240 V
Lumens 13200LM - 14850LM (±50LM)
LED Chip Epistar / 3 pcs COB
Color Temp. 2600-3300K
Warm White 3800-4500K
Natural White 5000-7000K
Cool White

Body Color 



GLOBALITE

For a Brighter Future.

Satisfaction

3 YEAR WARRANTY

Guaranteed

GLOBALITE

For a Brighter Future

ITIC CO., LTD

89/24 JSP PLACE, KALAPRAPRUEK ROAD,
BANG BON, BANGKOK, THAILAND, 10150
TEL: (+66) 02 415 3133-5 FAX: (+66) 02 415 3137
EMAIL: SALES.GLOBALITE@ITIC.CO.TH

ITIC (CAMBODIA) CO., LTD

T40 STREET TOPAZ, SANGKAT THUMNUBTOEK,
KHAN CAMKAMORN, PHNOM PENH, CAMBODIA
TEL: (+855) 023 213 114, 023 213 115
EMAIL: SALES.GLOBALITE@ITIC.CO.TH

WWW.GLOBALITELED.COM